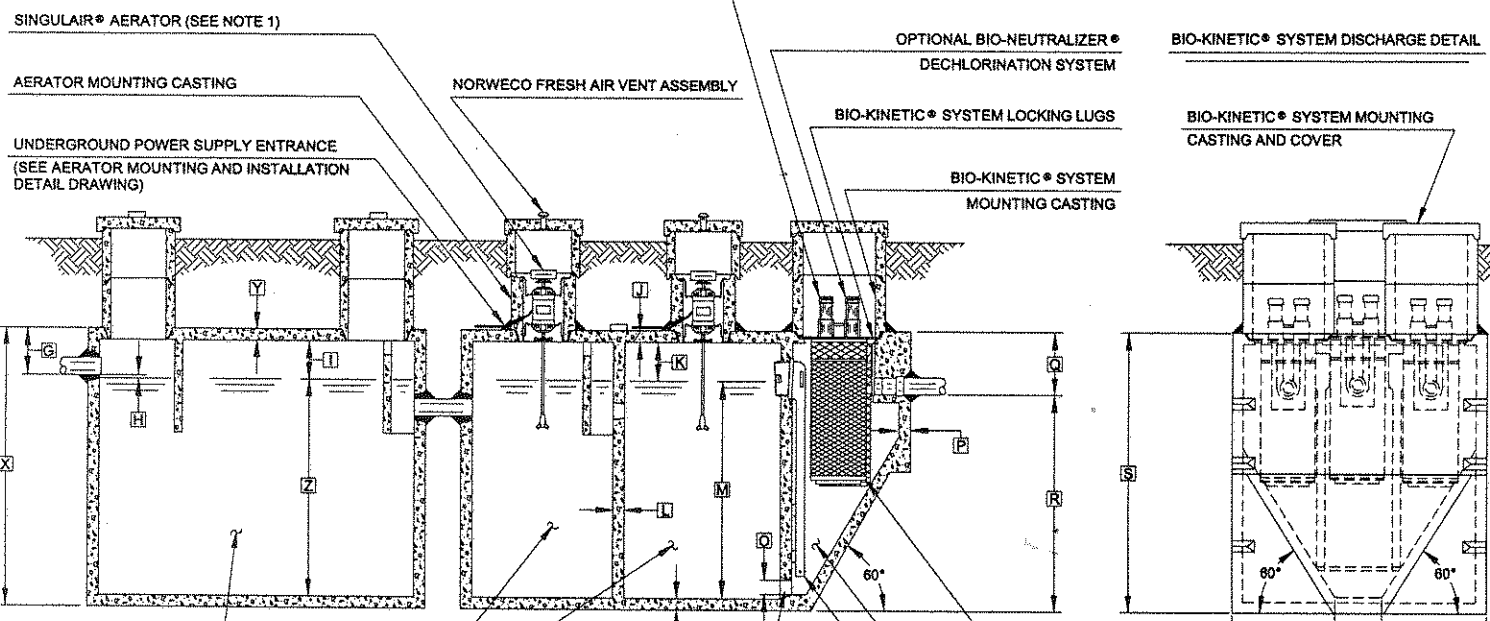
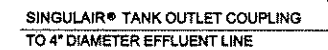


PLAN VIEW



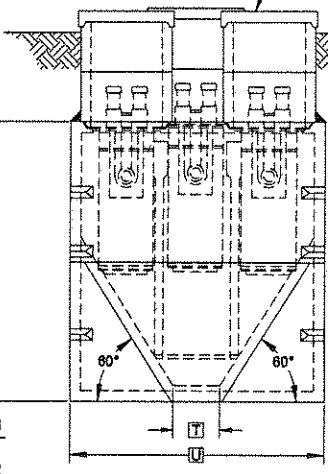
SECTION A-A



BIO-KINETIC SYSTEM DISCHARGE DETAIL



BIO-KINETIC SYSTEM MOUNTING CASTING AND COVER



OUTLET END VIEW

**GENERAL NOTES:**

- ① SINGULAIR® AERATOR, AS TESTED AND ACCEPTED BY NSF.
- ② FALL THROUGH SINGULAIR® PLANT FROM INLET INVERT TO OUTLET INVERT IS FOUR INCHES. INLET INVERT IS TWELVE INCHES BELOW TANK TOP.
- ③ ON DEEPER INSTALLATIONS, PRECAST RISERS MUST BE USED TO EXTEND AERATOR MOUNTING CASTING AND BIO-KINETIC® SYSTEM MOUNTING COVER ON PRETREATMENT CHAMBER TO WITHIN TWELVE INCHES OF GRADE.
- ④ TANK REINFORCED PER ACI STD. 318-99.
- ⑤ REMOVABLE COVERS ON RISERS WEIGH IN EXCESS OF SEVENTY-FIVE POUNDS EACH TO PREVENT UNAUTHORIZED ACCESS.
- ⑥ CONTACT THE LOCAL, LICENSED SINGULAIR® DISTRIBUTOR FOR ELECTRICAL REQUIREMENTS.

**PROJECT ENGINEER'S APPROVAL:**  
I (WE) HEREBY CERTIFY THAT THIS DRAWING HAS BEEN CHECKED AND IS APPROVED FOR USE IN CONFORMITY WITH THE CONTRACT DOCUMENTS.

DATE: \_\_\_\_\_

NAME: \_\_\_\_\_

**CONTRACTOR'S CERTIFICATION:**  
I (WE) HEREBY CERTIFY THAT THIS DRAWING HAS BEEN CHECKED AND IS APPROVED FOR USE IN CONFORMITY WITH THE CONTRACT DOCUMENTS.

DATE: \_\_\_\_\_

NAME: \_\_\_\_\_

**CRITICAL DIMENSIONS**

A	1'-0"	N	0'-3"
B	2'-8"	O	0'-6"
C	2'-8"	P	0'-2 1/2"
D	3'-7"	Q	1'-4"
E	2'-3"	R	6'-8"
F	9'-3"	S	8'-0"
G	1'-0"	T	1'-0"
H	0'-3"	U	5'-6"
I	1'-0"	V	
J	0'-3"	W	
K	1'-0"	X	
L	0'-2"	Y	
M	6'-6"	Z	

NOTE: PRETREATMENT CHAMBER MINIMUM REQUIREMENTS SHALL BE: 1,500 GALLONS CAPACITY, 22 GALLONS PER INCH OF LIQUID LEVEL AND 12 INCHES OF FREEBOARD.

CAST-IN-PLACE AERATION CHAMBER TRANSFER PORT

NOTE: SOME CRITICAL DIMENSIONS ARE INTENTIONALLY LEFT BLANK TO BE FILLED IN PER INDIVIDUAL JOB SITE SPECIFICATIONS.

NOTE: TOTAL SYSTEM CAPACITY: 3,400 GALLONS RATED CAPACITY: 1,500 GALLONS PER DAY

U.S. AND FOREIGN PATENTS PENDING

**NORWECO**

SINGULAIR® BIO-KINETIC® WASTEWATER TREATMENT SYSTEM MODEL 960-1500 GPD

DESIGNED BY: JMM  
 APPROVED BY: GJS  
 DATE: 3-6-96  
 SCALE: NTS

© NMI

PC-5-7010